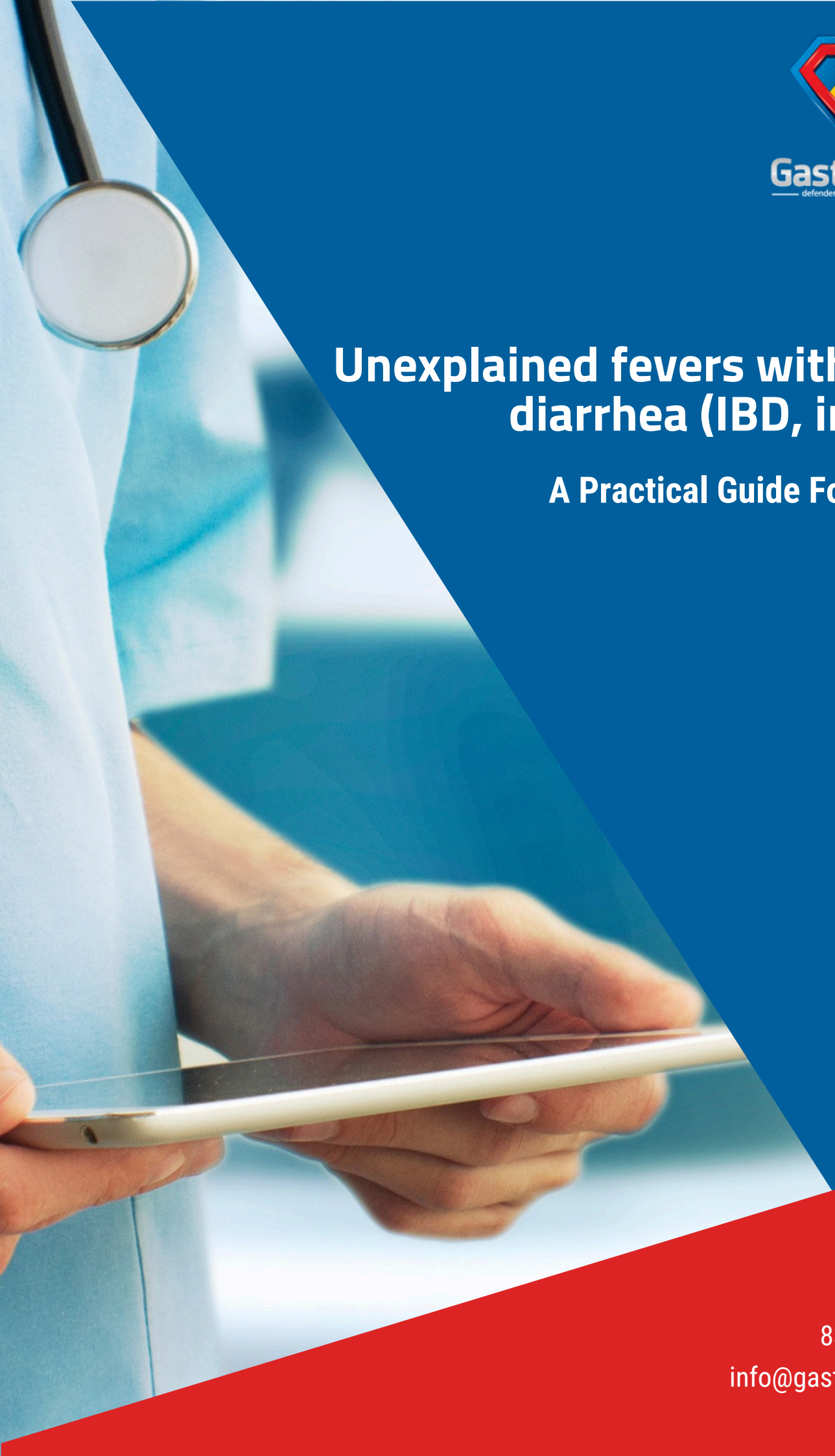

GastroDoxs
defenders of the digestive system

Unexplained fevers with chronic diarrhea (IBD, infection)

A Practical Guide For Patients

832-632-4070
info@gastrodoxs.com

TABLE OF CONTENTS

01 Introduction

02 What Causes Unexplained fevers with chronic diarrhea (IBD, infection)?

03 Symptoms

04 Diagnosis

05 Diet

06 Medications

07 Therapies

08 Coping

09 FAQs

10 Take Action

Introduction: Unexplained fevers with chronic diarrhea (IBD, infection)

Chronic diarrhea generally means loose or watery stools lasting more than 4 weeks. When diarrhea occurs together with recurrent or unexplained fever, the combination deserves medical evaluation because fever can point toward intestinal inflammation or an ongoing infection rather than a simple functional bowel disorder. Inflammatory bowel diseases such as Crohn's disease and ulcerative colitis can cause diarrhea, fever, fatigue, weight loss, abdominal symptoms, and sometimes blood in the stool.

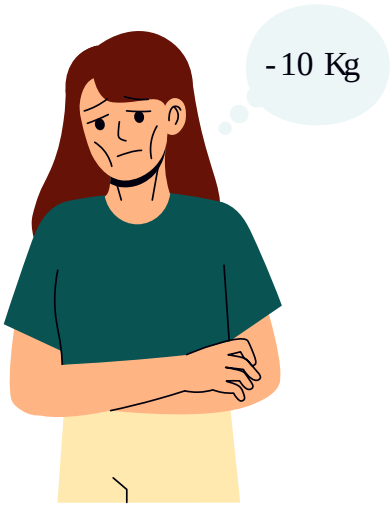

Key Takeaways

- Chronic diarrhea lasts longer than 4 weeks.
- Fever accompanying chronic diarrhea raises concern for inflammatory or infectious causes.
- Crohn's disease and ulcerative colitis are important inflammatory causes to consider.
- Persistent infections, including some parasitic infections, can cause diarrhea lasting weeks or longer.
- Blood in the stool, weight loss, nighttime diarrhea, dehydration, or persistent fever increase the need for evaluation.
- Stool testing can help identify bacteria, parasites, blood, or signs of intestinal disease.
- Treatment depends on identifying whether the underlying problem is inflammatory, infectious, medication-related, or another cause.

What Causes Unexplained fevers with chronic diarrhea (IBD, infection)

Known Causes

Fever and chronic diarrhea can result from several different conditions. The combination is especially important because fever can indicate active inflammation or infection. History such as travel, antibiotic exposure, immune status, stool appearance, weight loss, bleeding, and duration helps narrow the cause.

- **Crohn's disease:** Crohn's disease is a chronic inflammatory bowel disease that can affect any part of the digestive tract.
- **Ulcerative colitis:** Ulcerative colitis causes inflammation in the colon and rectum.
- **Persistent bacterial infection:** Certain bacterial infections can cause prolonged or recurrent diarrhea, particularly after contaminated food or water exposure, travel, or antibiotic use. Stool testing may be necessary to identify the organism.

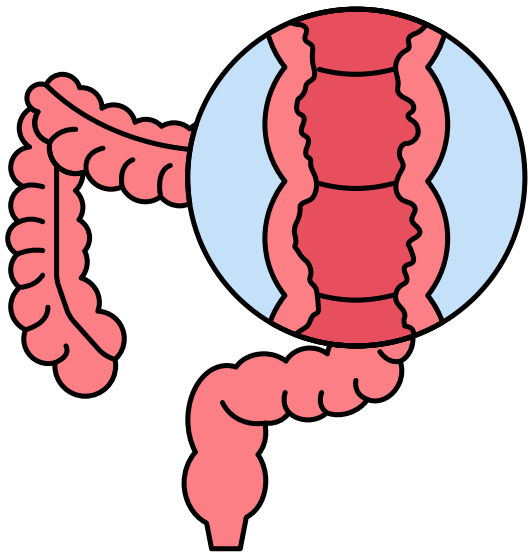

Common Signs & Symptoms

The symptom pattern may vary depending on whether the underlying problem is IBD, infection, or another digestive condition.

Core Symptoms Include:

- Loose or watery stools lasting more than 4 weeks
- Recurrent or persistent fever
- Increased bowel-movement frequency
- Urgency
- Abdominal cramping
- Fatigue
- Reduced appetite



Severe cases can also cause:

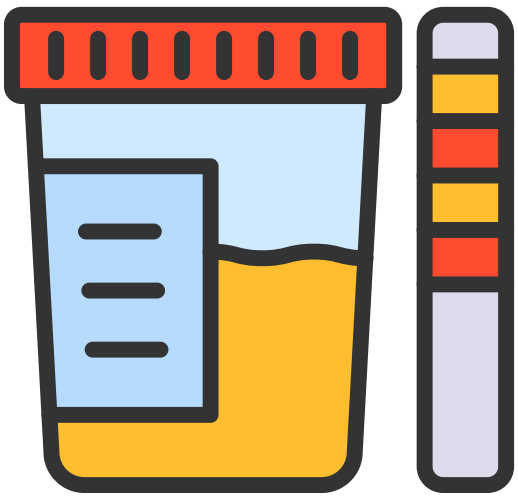

- High or persistent fever
- Bloody diarrhea
- Significant dehydration
- Severe abdominal pain
- Rapid or unexplained weight loss
- Persistent vomiting
- Dizziness or fainting
- Markedly reduced urine output
- Severe weakness
- Abdominal swelling

GastroDoxs
defenders of the digestive system

Diagnosis & Medical Testing

Diagnosis aims to distinguish IBD from infection and other causes of chronic diarrhea. Crohn's disease, for example, is not diagnosed with a single test; clinicians generally combine history, examination, laboratory testing, stool testing, imaging, and endoscopic evaluation when appropriate.

Diagnostic Tools

- **Medical history:** Reviews how long the diarrhea has been present, stool appearance, fever pattern, weight changes, medications, antibiotic use, recent travel, food or water exposure, and family history of digestive disease.
- **Physical examination:** May assess temperature, dehydration, abdominal tenderness or distention, weight changes, and other signs of systemic illness.
- **Blood tests:** May look for anemia, inflammation, infection-related changes, dehydration, or electrolyte abnormalities.
- **Stool testing:** Can evaluate for blood, bacteria, parasites, and other signs of disease.

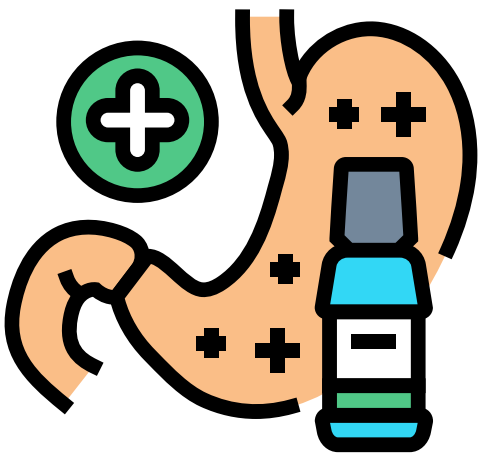

Diet

There is no single diet that treats every cause of fever with chronic diarrhea. Dietary advice should depend on the diagnosis, severity of diarrhea, hydration status, and whether the person has IBD, infection, malabsorption, or another disorder.

Key Insights

- Replace fluids lost through frequent diarrhea.
- Oral rehydration solutions may be useful when fluid and electrolyte losses are significant.
- Eat foods that are tolerated rather than imposing unnecessary broad restrictions.
- Smaller meals may be easier to tolerate when appetite is reduced.
- Avoid foods that consistently worsen diarrhea.
- Limit alcohol while diarrhea and dehydration are present.
- Discuss lactose intolerance if dairy products worsen symptoms after an intestinal infection.
- Patients with IBD may require individualized nutrition guidance during active disease.
- Significant weight loss or poor intake may require dietitian or clinician guidance.

Medications & Treatment Options

Treatment must address the underlying cause. Fever plus chronic diarrhea should not automatically be treated with antibiotics, steroids, or antidiarrheal medicines before the cause is established.

Treatment Options

- **Treat confirmed infections:** Bacterial or parasitic infections may require organism-specific antimicrobial treatment. Stool testing and exposure history can help determine the appropriate therapy.
- **Crohn's disease treatment:** Depending on severity and disease location, treatment may include corticosteroids for short-term control, immunosuppressants, biologics, or small-molecule therapies. The goals are to reduce intestinal inflammation, control flares, and maintain remission.
- **Ulcerative colitis treatment:** Options may include aminosalicylates, corticosteroids, immunosuppressants, biologics, and small-molecule therapies depending on disease severity and extent.



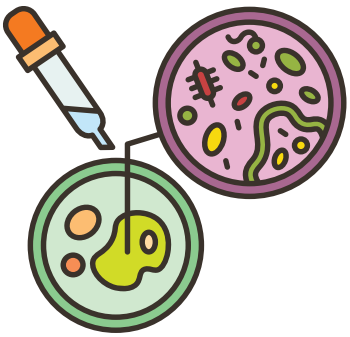

Advanced Therapies & Procedures

Advanced treatment depends heavily on whether the underlying diagnosis is IBD, persistent infection, or another condition.

Therapy Options

- **Colonoscopy with biopsies:** Helps establish or assess inflammatory bowel disease and exclude some alternative diagnoses.
- **Cross-sectional imaging:** CT or MRI may be used when Crohn's disease or complications such as abscesses, fistulas, obstruction, or deeper inflammation are suspected.
- **Advanced IBD therapies:** Moderate-to-severe Crohn's disease or ulcerative colitis may require biologic or small-molecule therapies selected according to disease severity, prior treatments, and individual patient factors.
- **Hospital treatment:** Severe ulcerative colitis, severe dehydration, uncontrolled infection, or major complications may require inpatient care and IV fluids or other intensive treatment.

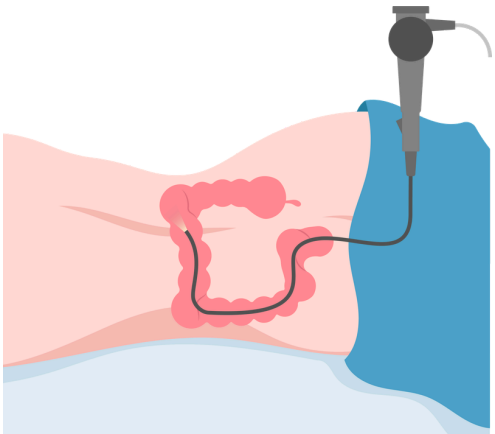

GastroDoxs
defenders of the digestive system

Coping With Unexplained fevers with chronic diarrhea (IBD, infection)

Chronic diarrhea and recurrent fever can disrupt work, sleep, travel, eating, and normal daily routines. Keeping an accurate symptom record can help clinicians determine whether symptoms follow an inflammatory flare, infection, dietary exposure, or medication change.

Practical Strategies

- Record bowel-movement frequency each day.
- Note whether stools are watery, bloody, greasy, or contain mucus.
- Record temperature during fever episodes.
- Track abdominal pain, urgency, nausea, and fatigue.
- Monitor weight.
- Record recent travel and unusual food or water exposures.
- Record antibiotic use and other medication changes.
- Drink adequate fluids.
- Watch for signs of dehydration.
- Avoid self-starting antibiotics without medical guidance.
- Use antidiarrheal medications cautiously when fever or bloody diarrhea is present.
- Seek evaluation when symptoms persist or worsen.

FAQS About

Unexplained fevers with chronic diarrhea (IBD, infection)



Q1: Why would chronic diarrhea occur together with fever?

A: Crohn's disease and ulcerative colitis can cause fever during active disease, while bacterial or parasitic infections can also produce prolonged diarrhea.

Q2: Does fever with chronic diarrhea mean I have IBD?

A: No. IBD is one possibility, but persistent infection and other gastrointestinal disorders can produce similar symptoms. Stool testing, blood tests, and sometimes endoscopy are needed to distinguish the causes.

Q3: What tests are commonly used?

A: Evaluation may include blood tests, stool testing for bacteria or parasites, inflammatory markers, colonoscopy with biopsies, and imaging depending on the clinical pattern.

Q4: When should I see a doctor?

A: Chronic diarrhea itself warrants evaluation, and medical attention becomes more important when it occurs with persistent fever, blood in the stool, dehydration, nighttime diarrhea, weight loss, severe pain.

GastroDoxs
defenders of the digestive system

Take Action

Unexplained fever occurring with chronic diarrhea should not simply be treated as routine diarrhea. The combination may reflect active inflammatory bowel disease, persistent intestinal infection, or another gastrointestinal condition that requires targeted testing. Stool studies, blood tests, endoscopy, and imaging can help determine the cause and guide treatment.

Visit **GastroDoxs.com** to schedule an appointment and access more resources on digestive health.



Your health matters
take the next step
today!

SCHEDULE AN APPOINTMENT

832-632-4070

info@gastrodoxs.com

GastroDoxs
defenders of the digestive system